


14MM WATERPROOF LAMINATE

Features

- Designed for residential & light commercial use
- Realistic texture & finish
- Low maintenance
- High-density core for superior stability
- Easy click installation



waterproof



drop-lock flooring



residential warranty



light commercial warranty*



scratch resistant



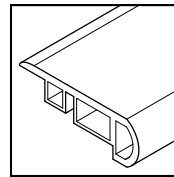
AC5 Rating



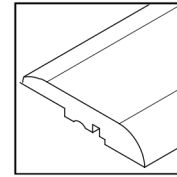
CERTIFIED BY SCS Global Services



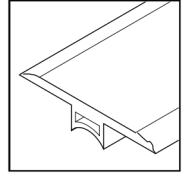
Accessories



Stair Nosing
2400*18*55mm



Reducer
2400*12*45mm



T-Moulding
2400*12*45mm

For illustrative purposes only, each product contains its own distinct character & color variation. Product dimensions are nominal and provided as a guideline.

Note: Laminate Flooring can be installed in a single room / area up to 36 linear feet length or 30 linear feet width. Installations in rooms / areas over 36 linear feet in length or 30 linear feet width must use T- moldings. Otherwise, the warranty will be void.

Product Information

Structure
High Quality Water-Resistant HDF

Gloss Level
6°-10°

Dimension (H x L x W)
1215*196*14mm

Weight
18 kgs/bx

Underlayment
2mm textured EVA

Edge Detail
V-groove with painting

Packaging
7pcs/box , 17.94 sq.ft/box
50 boxes / pallet

Wear Layer
N/A

Finish
Wood / 4D Texture

Technical Information

Sound Reduction
Highdensity EVA foam IIC 72db

SoundTransmission
N/A

Lock System
Drop Lock

Click Type
Valinge 5G

Installation
Float, No Nails

Suitable Location
On, Above or Below Grade

Temperature Range
-20°C ~ 60°C

Radiant Heat Suitable
45°C ~ 50°C

Rating
AC5

Disclaimer

Please refer to the full official installation guidelines for complete details.

1. Official Guidelines Must Be Followed: Installation, subfloor preparation, and site conditions must strictly align with our official installation guidelines. We are not responsible for damages caused by improper installation.
2. Climate-Controlled Indoor Use Only: This product is designed exclusively for interior, climate-controlled environments.
3. The warranty shall be void under conditions including, but not limited to, the following:
 - Use of any additional underlayment.
 - Installation beneath cabinets, kitchen islands, or other heavy fixtures.

Note: Wheeled or office chairs are highly discouraged; any resulting wear or damage is not covered.